


MARINE GRADE STAINLESS STEEL (G316) WIRE ROPE 7X7





| Dia (mm) | Length (m) | | | |
|----------|------------|-----|-----|------|
| | 50 | 100 | 305 | 1000 |
| 0.6 | | | • | |
| 1.0 | | | • | |
| 1.5 | | | • | |
| 2.0 | | | • | |
| 2.5 | | | • | |
| 3.2 | • | • | • | • |
| 4.0 | | • | • | |
| 5.0 | | • | • | |
| 6.0 | • | | • | |
| 8.0 | • | | • | |
| 10.0 | • | | • | |

MARINE GRADE STAINLESS STEEL (G316) WIRE ROPE 1X19



| Dia (mm) | Length (m) | | | |
|----------|------------|-----|-----|------|
| | 50 | 100 | 305 | 1000 |
| 3.2 | • | | • | • |
| 4.0 | | | • | |
| 5.0 | | | • | |
| 6.0 | | | • | |

MARINE GRADE STAINLESS STEEL (G316) WIRE ROPE 7X19



| Dia (mm) | Length (m) | | | |
|----------|------------|-----|-----|------|
| | 50 | 100 | 305 | 1000 |
| 1.5 | | | • | |
| 2.0 | | | • | |
| 2.5 | | | • | |
| 3.2 | • | • | • | • |
| 4.0 | | • | • | |
| 5.0 | | • | • | • |
| 6.0 | • | | • | |
| 8.0 | • | | • | |
| 10.0 | • | | • | |
| 12.0 | • | | • | |

WIRE ROPE 305M HRW16

- SS 316
- HEC



RIGGING SCREW JAW / SWAGE MINI RIGGING SCREW JAW / SWAGE

- Metric
- SS 316



RIGGING SCREW JAW / JAW

- Metric
- SS 316



TURNBUCKLE JAW / JAW

- Metric
- SS 316



FORK TERMINAL / MINI FORK TERMINAL

- Metric
- SS 316



TURNBUCKLE EYE / EYE

- Metric
- SS 316



TURNBUCKLE HOOK / HOOK

- Metric
- SS 316



TURNBUCKLE HOOK / EYE

- Metric
- SS 316



TURNBUCKLE OPEN BODY HOOK + EYE HTB16HE

- SS 316
- HEC

