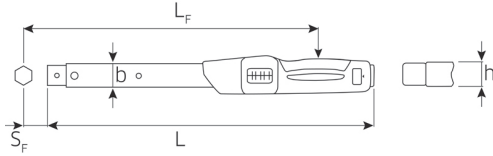


730N BASIC TORQUE WRENCH WITH TOOL CARRIER FOR INSERT TOOLS



Clicking torque wrench with mount for interchangeable socket tools, rapid, accurate setting using QuickSelect quick-action adjuster, with Quick Release safety lock, double stop signals, very clear twin scales with colour coded N m/ft.lb and ft.lb/inch.lb. markings and long-term repeated accuracy.

The measuring element is only under load while force is being applied, no need for manual reset to zero. All the sensitive components are protected by the sturdy housing. The 2-component handle with its ergonomically designed green softer layers is resistant to oils, grease, fuels, brake fluids and Skydrol. If the wrench is misused – e.g. to force seized-up screws – the measuring mechanism is deactivated. The swap-over inserts can also be used to apply torque in an anticlockwise direction. Easily adjustable without disassembly, e.g. using testers No-798, No-799 or No-7707 W. Guaranteed maximum accuracy deviation $\pm 3\%$. With certificate.



SW730N/65

| Product Code | Size | | | | | Fine scale | mm | b mm | h mm | L mm | L _F mm | S _F mm | g |
|-----------------------------------|------|------------|---------------|-------|----------|----------------|--------|---------|---------|---------|----------------------|----------------------|-------|
| SW730N/40P - 50181040 (708888) | 40 | 80-400 Nm | 60-300 ft.lb | 20 Nm | 10 ft.lb | 2 Nm | 14x18 | 28 | 23 | 607 | 564.5 | 25 | 1655 |
| SW730N/65 - 50181065 (708890) | 65 | 130-650 Nm | 100-480 ft.lb | 50 Nm | 20 ft.lb | 2.5 Nm | 14x18 | 30.6 | 25.6 | 890 | 848 | 25 | 3231 |

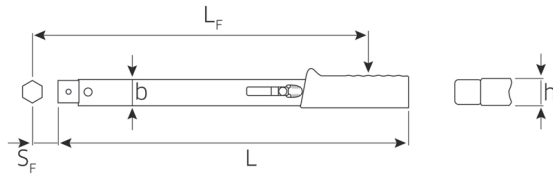
730 BASIC TORQUE WRENCH WITH TOOL CARRIER FOR INSERT TOOLS



Torque wrenches offering quick adjustment, with cut-out, with QuickRelease safety lock (size 5-65) dual signal (size 2-40), dual scale N m/ft.lb. resp. N m/inch.lb. (size 5-80), long term accuracy and facility to accept insert/shell tools.

The robust steel tube completely encloses all working parts. Even when misused (slackening sized bolts for example), the measuring element remains stress free. Reversible insert/shell tools allow anticlockwise operation.

Recalibration, without dismantling, with the aid of checking gauges No-798, No-799 or No-7707 W. Guaranteed accuracy $\pm 4\%$. With certificate.

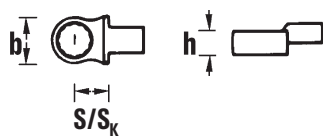


SW730/65

| Product Code | Size | | | | | mm | b mm | h mm | L mm | L _F mm | S _F mm | g |
|---------------------------------------|------|--------------|-----------------|--------|----------|---------|---------|---------|---------|----------------------|----------------------|-------|
| SW730/40 QUICK - 50184040 (708865) | 40 | 80 - 400 Nm | 60 - 300 ft.lb | 10 N m | 10 ft.lb | 14 x 18 | 28 | 23 | 590 | 570 | 25 | 1880 |
| SW730/65 QUICK - 50184065 (708867) | 65 | 130 - 650 Nm | 100 - 480 ft.lb | 20 N m | 20 ft.lb | 14 x 18 | 30.6 | 25.6 | 875 | 855 | 25 | 3280 |

732/40 RING INSERT TOOLS

14 x 18

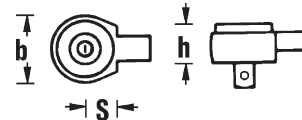


| Product Code | mm | mm | b mm | h mm | S mm | R g |
|------------------------------------|--------|---------|---------|---------|---------|--------|
| SW732/40 24 - 58224024 (708992) | 24 | 14 x 18 | 37.5 | 15 | 25 | 153 |
| SW732/40 30 - 58224030 (708995) | 30 | 14 x 18 | 46 | 19 | 25 | 182 |

735 REVERSIBLE RATCHET INSERT TOOLS



Reversible, 60 teeth



| Product Code | Size | " | mm | b mm | h mm | S mm | M Nm | R g |
|---------------------------------|------|-------|---------|---------|---------|---------|---------|--------|
| SW735/20 - 58250020 (709083) | 20 | 1/2 | 14 x 18 | 43 | 26 | 25 | 300 | 302 |
| SW735/40 - 58250040 (709084) | 40 | 3/4 | 14 x 18 | 50 | 32 | 25 | 400 | 510 |

Maximum continuous loads of ratchet insert tools are limited to: 735/5 and 735/10 - 100 N m, 735/20 - 300 N m, 735/40 - 400 N m. Limits must not be exceeded when these insert tools are used with torque wrenches of larger capacity.

**MECHANICAL ADJUSTABLE TORQUE
CLICK WRENCH WITH WINDOW SCALE**
74WR-50, 74WR-100, 74WR-200, 74WR-340, 74WR-400



Durable mechanism with over 100,000 cycles within accuracy.
Large dual scale in N·m/ft.lb. Range covering from 10 and 400 N·m/7.5 - 300 ft.lb torque values.

Accurate to ±3% of reading which exceeds the requirements of ISO6789-1:2017.

Push-through ratchet heads from 3/8" to 3/4" square drives allowing CW and ACW operations.

**3/8" DRIVE 120XP™
MICROMETER TORQUE
WRENCH 10-100 FT/LBS.**
85176




- 120xp™ head provides a 3° ratcheting arc to turn fasteners in narrow spaces
- Torque accuracy of +/- 3% cw in the upper 80% of wrench capability delivers high performance



Also available in:

- 1/4" Drive, 30-200 in/lbs. (85171)
- 1/2" Drive, 30-250 ft/lbs. (85181)

PROFESSIONAL TORQUE WRENCHES



- The 'Motorq' professional torque wrench range features a fixed-head push-thru ratchet engineered for strength and durability
- Secure locking mechanism to avoid forced adjustment against the lock
- Dual scale micrometre style adjustment (Nm/lbf.ft)
- Supplied with calibration certificate, traceable to national standards
- Made in England

| Material Number | Length | Sq. Drive | Range |
|-----------------|--------|-----------|----------|
| 800100 | 347mm | 3/8" | 20-100Nm |
| 800200 | 443mm | 1/2" | 40-200Nm |
| 800300 | 443mm | 1/2" | 60-300Nm |
| 800399 | 683mm | 3/4" | 80-400Nm |

**3/8" DRIVE 120XP™ FLEX
HEAD ELECTRONIC TORQUE
WRENCH WITH ANGLE**
85195



- 120xp™ head provides a 3° ratcheting arc to turn fasteners in narrow spaces
- Torque accuracy of +/-2% cw and +/-3% ccw between 20% and 100% of wrench capability angle settings offer +/-1% of reading of angle accuracy



Also available in:

- 1/2" Drive 120xp™ Flex Head (85196)

**WERA TORQUE WRENCH 2.5-25 NM
REVERSIBLE RATCHET 1/4" DRIVE**
075604



Click-Torque wrench in the unmistakable, robust Wera design with high accuracy as per DIN EN ISO 6789-1:2017-07. Easy setting and saving of the default value. The audible and tactile clicks on reaching the scale values also facilitate the safe setting of the desired torque value. The robust release mechanism guarantees a clearly audible and tactile release signal when the set torque is reached. For right-hand use (clockwise torque-control) and with 45-tooth reversible ratchet mechanism.

- With 1/4" square drive, reversible ratchet, 45 teeth
- Easy setting and saving of the desired torque value with audible and tactile clicks when reaching the scale values
- Audible and tactile release mechanism when the set torque value is reached
- Very robust design with ergonomic 2-component handle suitable for right-hand use



**3/4" DRIVE MICROMETER
TORQUE WRENCH 100-600
FT/LBS.**
85065



- 36-Tooth ratchet mechanism with a 10° swing arc allows you to turn fasteners in spaces other tools can't fit
- Torque accuracy of +/- 3% cw between 20% and 100% of wrench capability



Also available in:

- 1/2" Drive, 30-250 ft/lbs. (85066)

**4 PC. 1/4", 3/8" & 1/2"
DRIVE 120XP™ FLEX HEAD
TEARDROP RATCHET SET**
81230P



Includes:

- 1/4" Drive 171mm / 6-3/4"
- 3/8" Drive 127mm / 5"
- 3/8" Drive 292mm / 11-1/2"
- 1/2" Drive 432mm / 17"

