

SLEEVE ANCHORS



Bremick Sleeve Anchors are one piece, preassembled, torque controlled, mechanical anchors consisting of a threaded plow bolt with a cold formed coned end assembled with a pressed carbon steel expansion sleeve. During setting the cone is drawn into the anchor sleeve which provides sufficient expansion force to provide a lock to the base material through a combination of friction and base material deformation. Pretension in the installed anchor is preserved by pre engineered deformations in the sleeve that are designed to crush during the installation process.

Also available in galvanised and stainless steel finishes along with flush head, eye, hook and suspension formats.

All dimensions in mm

SLEEVE ANCHOR HEX FLANGE NUT



- Metric
- SS 316



SLEEVE ANCHOR CSK



- Metric
- SS 316



SLEEVE ANCHOR FLUSH HEAD



- Metric
- SS 316



STUD ANCHOR



- Metric
- SS 316



DROP IN ANCHOR



- Metric
- SS 316



Hole Size	Thread Length	Anchor Depth	Hole Size	Max Mat. Thick	Pack Size	Product Code
6.5	M5	25	21	41	100	ASNMZ060252
		35	30	5		ASNMZ060352
		55	40	15		ASNMZ060552
		75	55	20		ASNMZ060752
8	M6	40	25	15	100	ASNMZ080402
		65	35	30		ASNMZ080652
		85	50	35	50	ASNMZ080852
10	M8	40	35	5	50	ASNMZ100402
		50	40	10		ASNMZ100502
		60	50	10		ASNMZ100602
		75	55	20		ASNMZ100752
		100	60	40	25	ASNMZ101002
		125	75	50		ASNMZ101252
12	M10	60	40	20	25	ASNMZ120602
		60	40	20	100	ASNMZ12060B
		75	50	25	25	ASNMZ120752
		100	60	40	20	ASNMZ121002
		130	80	50		ASNMZ12130
16	M12	65	55	10	20	ASNMZ160652
		110	70	40	10	ASNMZ161102
		145	95	50		ASNMZ161452
		20*	M16	75	60	15
105	80	25		5	ASNMZ201052	
150	100	50			ASNMZ201502	

TruBolt™ STUD ANCHORS STAINLESS STEEL

Description

The TruBolt™ Stud Anchor is a true-to-size, heavy duty, torque controlled expansion anchor, for permanent anchoring into concrete.

Features & Benefits

The TruBolt™ diameter equals the required hole diameter providing maximum shear capacity for hole size and making drill bit selection simple. Its cold forged construction ensures superior strength and reliability.



Trades & Applications

Applications	Steel Fabricator	Elevator Installer	Construction Contractor	Seating Contractor	Racking Installer
Handrails, balustrades & safety barriers	✓				
Anchoring elevator guide rails		✓	✓		
Anchoring structural steel column/beams	✓				
Stadium seating				✓	
Pallet racking					✓

Product Codes & Specifications

Material	Item Code	Thread Diameter	Drill Diameter	Total anchor length	Hole depth minus fixture thickness	Minimum Drilling depth	Maximum fixture thickness	Maximum tightening Torque	Pack Qty
◆	T06055SSA	ø6	ø6	55mm	70mm	65mm	15mm	20Nm	100
◆	T08055SSA	ø8	ø8	55mm	70mm	65mm	5mm	20Nm	100
◆	T08070SSA	ø8	ø8	70mm	85mm	65mm	20mm	20Nm	100
◆	T08090SSA	ø8	ø8	90mm	105mm	65mm	40mm	20Nm	50
◆	T08130SSA	ø8	ø8	130mm	145mm	65mm	80mm	20Nm	50
◆	T10065SSA	ø10	ø10	65mm	83mm	78mm	5mm	35Nm	50
◆	T10075SSA	ø10	ø10	75mm	93mm	78mm	15mm	35Nm	50
◆	T10095SSA	ø10	ø10	95mm	113mm	78mm	35mm	35Nm	50
◆	T10120SSA	ø10	ø10	120mm	138mm	78mm	60mm	35Nm	25
◆	T12080SSA	ø12	ø12	80mm	100mm	95mm	5mm	50Nm	25
◆	T12100SSA	ø12	ø12	100mm	120mm	95mm	25mm	50Nm	25
◆	T12115SSA	ø12	ø12	115mm	135mm	95mm	40mm	50Nm	25
◆	T12140SSA	ø12	ø12	140mm	160mm	95mm	65mm	50Nm	25
◆	T16125SSA	ø16	ø16	125mm	147mm	117mm	30mm	100Nm	25
◆	T16150SSA	ø16	ø16	150mm	172mm	117mm	55mm	100Nm	10
◆	T16170SSA	ø16	ø16	170mm	192mm	117mm	75mm	100Nm	10

- Carbon Steel Zinc Plated
- ◆ Stainless Steel 316
- ◆ Galvanised

WEDGE ANCHOR - ETA APPROVED



Through bolt anchor for heavy loads in concrete and un-cracked concrete.

DIAMETER	LENGTH
8mm	75mm/95mm
10mm	90mm/115mm
12mm	80mm-180mm
16mm	145mm-175mm
20mm	170mm



DROP IN ANCHOR- ETA APPROVED




A drop in Anchor designed for medium duty application in solid concrete of 25MPa or greater where female socket fixing is required.

Diameters Available:
8mm | 10mm | 12mm



CLAWBOLT® WEDGE ANCHOR MAW58YCM

- Zinc Yellow Passivated
- HEC
- Class 5.8




H-IT™ MUSHROOM ANCHOR MHAHTMMM

- Mechanical Galvanised
- HEC
- Carbon Steel



CLAWBOLT® PRO WEDGE ANCHOR EAWMSGD

- Mechanically Galvanised
- M8-M20
- ETA rated in accordance with AS5216




H-IT™ MINI SPLICE WEDGE MHWMSZSM

- Zinc Plated
- HEC
- Carbon Steel



XBolt® HEX FLANGE HEAD MXHMSYM

- Zinc Yellow Passivated
- HEC
- Carbon Steel



WALL PLUG TAPERED POINT MWPFR

- PVC
- For 8-9G Screws
- Red



XBolt® COUPLER MXCMSGM

- Mechanical Galvanised
- HEC
- Carbon Steel




Ty9aBolt® SLEEVE ANCHOR MTBMSGM

- Mechanical Galvanised
- HEC
- Carbon Steel




XBolt® VERTICAL HANGER MVXMSZIM

- Zinc Plated
- HEC
- Carbon Steel



DROP IN ANCHOR WITH LIP MDLMSYCM

- Zinc Yellow Passivated
- HEC
- Carbon Steel




XBolt® PRO SCREW ANCHOR EXHMSR

- R1000 Hours protective coating
- M6-M14
- ETA rated in accordance with AS5216



TX-CON SCREW ANCHOR MTXTRCP

- R1000 Hours protective coating
- M6-M14
- ETA rated in accordance with AS5216



NAIL IN ANCHOR ROUND MNRSM

- Nylon
- HEC
- SS 304 Pin




TRADE PAX™ CONXTRACT® ANCHORS FSM

- Clawbolt® Anchors
- Tygabolt® Anchors
- Xbolt® Anchors
- Nail-in Anchors
- Suspension Anchors
- Pantha Plug®



SUSPENSION ANCHOR MSAMSYM

- Zinc Yellow Passivated
- HEC
- Carbon Steel



UNIVERSAL WALL PLUG TAPERED POINT MWPNUG

- Nylon
- HEC
- Grey

